



Your naloxone purchase should include:

- At least 2 doses 0.4 mg/ml naloxone
- At least 2 retractable VanishPoint® syringes

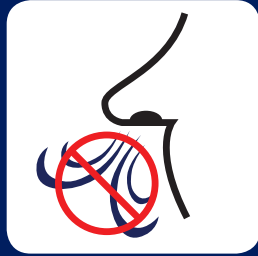
What is naloxone and why do you need it?

Naloxone is an antidote to opioid overdose. Taking too much of opioid drugs (like morphine, oxycodone, methadone, heroin, or fentanyl) can slow down or stop breathing. Naloxone restores normal breathing and consciousness within 1 to 5 minutes of injection. Giving naloxone can prevent death or brain damage from lack of oxygen during an opioid overdose. Naloxone can be injected through clothing into the big muscle of the thigh, arm or buttocks.

Signs of Opioid Overdose




Not responsive to noise or touch



Breathing will be slow or absent



Choking, gurgling or snoring sounds



Lips or nails are blue, skin is cold or clammy



Pupils are tiny

Overdose is a medical emergency - **CALL 9-1-1** | Tell attendant: Person is **not responsive** and **not breathing**.

HealthLink BC: 8-1-1

BC Drug & Poison Information Centre: 1-800-567-8911

SAVE ME Protocol

Follow the **SAVE ME** steps below to respond.



If the person must be left unattended at any time, put them in the recovery position.



Stimulate
Unresponsive? **CALL 911**



Airway



Ventilate

1 breath every 5 seconds



Evaluate



Muscular Injection

1st dose of naloxone



Evaluate

2nd dose?

How to Give Breaths

1



Tilt head back to open the airway

2



Pinch nose. Cover mouth with mask or clothing

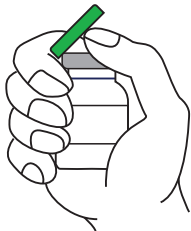
3

Give 1 breath every 5 seconds

Breathing can slow down during an overdose but the heart is probably still beating - **Give breaths to keep them alive**

How to Use Naloxone

1



Flip off the cap to reveal latex seal

2



Turn vial upside down. Pull plunger to draw up liquid

3



Inject into muscle. Press plunger all the way down to trigger safety. (retraction)

Developed with the BC Centre for Disease Control



www.bcpharmacists.org



College of Pharmacists of British Columbia